

FLATWORK
IRONERS

Imperial

28/32/36/48



Capacity
Variety
Quality
Flexibility
Reliability

CHICAGO[®]



High Production and Flexibility

Imperial ironers are the most productive and largest diameter single roll ironers available, yet they use substantially less floor space than ironers of comparable capacity. Each model is offered in steam or gas heated versions with similar efficiency, convenience, and spacesaving features such as AC frequency inverter drive, Heat-Lock canopy system, and the flexibility to deliver dried and ironed linen to the rear for automatic folding or to the front for manual handling. In many laundries, front return is desirable for processing napkins, pillowcases, or surgical items so that feed operators can receive and stack finished goods without passing them through the folder and requiring additional operators at the rear.

Operator Comfort

Chicago's exclusive Heat-Lock canopy uses a specially designed exhaust system to capture and utilize waste heat. This system also improves operator comfort by keeping heat inside the ironer and out of the laundry room. Excess moisture and combustion by-products are then discharged by blower and motor to the outside through exhaust system piping.

Drying Power

Multiple pneumatically controlled compression rolls are used to improve linen stretch and contact to produce a superior finish. The combination of a large heated roll diameter, oversized compression roll design, and a consistently high operating temperature enables faster processing of all types of fabrics.

Hi-Lyfe™ Extended Life Ribbons

Hi-Lyfe™ ironing ribbons feature the ideal combination of high air permeability, abrasion resistance, and extended service life under high temperature contact. Hi-Lyfe™ is a unique combination of non-woven Nomex® and polyester specially formulated for high

temperature usage. This exclusive blend was developed after thousands of hours of field trials established its long service life superiority over generic Nomex® ironing ribbons traditionally used on heated cylinder ironers. This is another example of the advantages of Chicago's long record of experience and innovation – giving the laundry operator the opportunity to process linen faster, longer, and to a higher quality standard than ever before.

Chicago also uses high quality polyester feed ribbons for improved longevity and temperature durability with significantly reduced stretch. Chicago Imperial models are the only high production ironer series that offer premium textiles to enhance drying and finishing performance. Combined with Chicago's other exclusives such as its power burner system that offers up to twice the BTU drying power of generic ironers, Eagle Eye touchless electronic temperature control, and Chicago's unmatched 100 year record of service in all types of laundries, it's no wonder that Chicago is the world's leading brand of flatwork ironers.

User Friendly Controls



Touch-control variable speed drive allows operators to easily adjust operating speed to the type of fabric being processed, with the speed displayed on a digital speed indicator. Complete temperature and pressure monitors and an alpha-numeric message screen indicate when the ironer is ready to iron and also alert operators audibly and visually of situations requiring their attention. Discharge of dried and ironed linen can easily be directed to the rear (to an automatic folder) or front of the ironer (for manual handling) by use of the delivery selector switch.

Standard Features

- Mirror-finish polished steel heated cylinder for efficient heat transfer and high quality finish.
- Touch-control AC frequency inverter variable speed drive with jog forward/reverse.
- Heat-Lock entrapment system with rear heat shield and exhaust blower/motor reduces energy usage and enhances operator comfort.
- Message screen displays digital speed, ironing status, and detailed diagnostic information concerning ignition, burner, and safety circuits such as high limit protection, stop buttons, and interlocks.
- Pneumatically controlled compression rolls with automatic pressure adjustment.
- Environmentally safe Hi-Lyfe™, Nomex®/polyester high temperature textiles for long service life and easy replacement.
- Magnetic starter with overload protection on all motors.
- 24 volt controls and enclosed electrical box protect components and users.
- Simplified drive system requires only 2 HP (Classic 28), 3 HP (Model 32), 3 HP (Model 36) or 5 HP (Model 48) – up to 66% less electricity than ironers of comparable capacity.
- Complete protection by safety guards, end panels, stop buttons, and bilingual safety labels.
- Safety finger bar protects across full width of ironer.
- Fully compatible with Chicago Skyline and other leading automatic folders.
- U.S. designed and manufactured for complete quality control and prompt parts availability.

Imperial 28/32/36/48


The Imperial series offers a more cost effective, productive, compact, and flexible alternative to one-roll chest style ironers that are limited to steam or thermal fluid heated models.

- Designed for cost effective capital investment and installation
- Unmatched flexibility because linen can be discharged either to the rear (for automatic folding or manual handling) or front (manual handling) at the touch of a switch
- Gas heated models do not require costly steam or thermal fluid heater, boiler, external piping, and valving
- Steam models supplied with all internal piping, steam traps, and separator for efficient installation
- Compact footprint

28



32



36



48



Choice of 4 roll diameters and 2 heat sources and multiple roll widths to suit the needs of a wide variety of users.

Imperial flatwork ironers provide:

Capacity

Ironing roll diameters – available in 28" (700mm), 32" (800mm), 36" (900mm), or 48" (1200mm) – offer outstanding high production of fine quality finished linen to match production, floor space, and budget requirements.

Variety

Available in steam or gas heated models to meet the needs of a wide variety of high output users.

Wider Model

In addition to standard 120" (3050mm) width models, 136" (3455mm) usable width models are also available for processing extra wide items such as larger sheets or table linen.

Quality

Multiple compression rolls produce a superior finish with maximum moisture evaporation.

Flexibility

Delivers dried and ironed linen to the rear or front for automatic or manual folding and stacking.

Reliability

Designed and manufactured by CHICAGO® – the name trusted by laundry operators for over 100 years.

Chicago's Royal Family – The Imperial Series

Model Designation

The number in each Imperial model designates the diameter of the heated cylinder in inches. Moving up to the next size ironer provides the user with additional heated surface ironing contact, BTU's of drying power, and compression roll coverage. Increasing each of these factors creates more evaporative power so larger models can process wet goods faster to improve speed of work flow and reduce required FTE hours. (When selecting a model, remember that a slightly larger model may be better able to handle periods of peak demand and possible future growth.)

Full Featured AC Frequency Drive

Imperial series AC frequency inverter variable speed drives are the state-of-the-art solution for high production ironers. The controller's "soft start" program brings the ironer up to speed gradually to reduce wear on the drive system, including rolls and chain. Braking is dynamic, using the motor itself. This produces smooth and prompt stops, while eliminating the need for a separate brake or complex

hydraulic system. When an operator selects jog reverse, the unit comes to a controlled stop before shifting to reverse. With all of these advanced features, drive motor horsepower is still only one-third to one-half that required by comparable capacity ironers of older design.

Model Speed Range

Model 28

Speed range is 15 to 100 FPM
(4.6 to 30.5 m/min)

Model 32

Speed range is 15 to 115 FPM
(4.6 to 35.0 m/min)

Model 36

Speed range is 15 to 120 FPM
(4.6 to 36.6 m/min)

Model 48

Speed range is 20 to 140 FPM
(6.1 to 42.7 m/min)



ASME Approved Steam Models

ASME inspected and certified heated roll (required by local codes and insurance regulations) provides large ironing surface contact with consistent heat. Steam pressure up to 150 PSI (10 bar) may be used for higher ironing temperatures and increased drying power. The Imperial is shipped ready-to-install with all steam components in place, including separator, traps, bypasses, and complete steam piping assembly. This significantly reduces on-site labor and material costs while helping to ensure that installation is performed promptly and correctly. Installation requires only connection to the steam supply, condensate return, compressed air, exhaust ducting, and electrical power. The evaporation capacity of steam heated models is proportional to incoming steam pressure and quality.

Ironing Contact Comparison

Imperial Series	Length of Linen-to-Roll Ironing Contact	Additional Ironing Contact
Model 28 (700mm)	73" (1855mm)	—
Model 32 (800mm)	85" (2160mm)	16% over Model 28
Model 36 (900mm)	96" (2460mm)	13% over Model 32
Model 48 (1200mm)	127" (3225mm)	32% over Model 36

Steam or Gas – You Choose!


High efficiency and convenience – no matter what your heat source.

High Output Gas Heated Models



Gas heated models feature Chicago's exclusive high efficiency power burner system with electronic ignition, flame failure safety circuitry, and solid state high temperature limit protection. Chicago's advanced Surefire control improves ignition repeatability by using two stage ignition and a proving method without flame rod or flame rod wire, so it is less subject to mechanical fluctuation over time. Dual level sectionalized turbo-burner heats each section of the ironing surface only as long as needed to provide superior temperature control and automatic matching of gas usage to the level of production demand required throughout the day.

Patented Chicago Eagle Eye™ touchless electronic temperature sensing and control system eliminates the need for mechanical contact shoes or temperature bulbs to help assure accurate ironing temperatures and trouble-free operation. The result is uniform ironing temperature under all operating conditions, with significantly reduced gas consumption. This is achieved without thermal fluid, which costs more initially, requires a gas or electric thermal fluid heater with costly special welded and insulated piping, and is generally less efficient because of the extra heating medium and losses inherent in a thermal fluid system. Installation of a gas heated ironer is relatively simple, requiring only connection to the incoming gas supply, electrical power, compressed air supply, drain, and exhaust ducting.



Imperial

28/32/36/48

Dimensions and Utilities

NOTE

- Specifications subject to change without notice. Consult factory for certified construction floorplan.
- Millimeter dimensions are in [].
- All dimensions are $\pm 1/2"$.
- Utility connections located at rear.

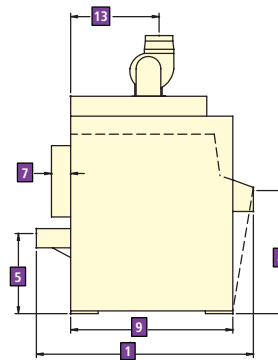
A Complete Range of Separating, Feeding, Ironing, Folding, and Sorting Options

Chicago works as part of your team by helping to solve your finishing problems of today and anticipating your changing needs for tomorrow. Most importantly, Chicago protects your investment with complete telephone and service support, overnight parts availability, and complimentary service schools. From separating, feeding, drying, ironing, folding, and sorting sheets and table linen to accurately folding and stacking everything from pool towels to patient gowns in commercial, health care, institutional, and hospitality applications. Chicago equipment is offered through a worldwide network of authorized distributors providing professional sales and service.

Model		Dimensions						
		1	2	3	4	5	6	7
Imperial 28 120"	Gas	74" [1880]	171" [4343]	101" [2565]	47" [1194]	27" [686]	6" [152]	7" [178]
Imperial 28 120"	Steam	74" [1880]	171" [4343]	99" [2515]	47" [1194]	27" [686]	6" [152]	7" [178]
Imperial 28 136"	Gas	74" [1880]	187" [4750]	101" [2565]	47" [1194]	27" [686]	6" [152]	7" [178]
Imperial 28 136"	Steam	74" [1880]	187" [4750]	99" [2515]	47" [1194]	27" [686]	6" [152]	7" [178]
Imperial 32 120"	Gas	83" [2108]	186" [4724]	105" [2667]	46" [1168]	27" [686]	6" [152]	8" [203]
Imperial 32 120"	Steam	83" [2108]	174" [4420]	103" [2616]	46" [1168]	27" [686]	6" [152]	8" [203]
Imperial 32 136"	Gas	83" [2108]	202" [5130]	105" [2667]	46" [1168]	27" [686]	6" [152]	8" [203]
Imperial 32 136"	Steam	83" [2108]	190" [4826]	103" [2616]	46" [1168]	27" [686]	6" [152]	8" [203]
Imperial 36 120"	Gas	75" [1905]	186" [4724]	92" [2337]	41" [1041]	27" [686]	6" [152]	7" [178]
Imperial 36 120"	Steam	75" [1905]	174" [4420]	90" [2286]	41" [1041]	27" [686]	6" [152]	7" [178]
Imperial 36 136"	Gas	75" [1905]	202" [5130]	92" [2337]	41" [1041]	27" [686]	6" [152]	7" [178]
Imperial 36 136"	Steam	75" [1905]	190" [4826]	90" [2286]	41" [1041]	27" [686]	6" [152]	7" [178]
Imperial 48 120"	Gas	91" [2311]	186" [4724]	101" [2565]	41" [1041]	30" [762]	8" [203]	8" [203]
Imperial 48 120"	Steam	91" [2311]	174" [4420]	103" [2616]	41" [1041]	30" [762]	8" [203]	8" [203]
Imperial 48 136"	Gas	91" [2311]	202" [5130]	101" [2565]	41" [1041]	30" [762]	8" [203]	8" [203]
Imperial 48 136"	Steam	91" [2311]	190" [4826]	103" [2616]	41" [1041]	30" [762]	8" [203]	8" [203]

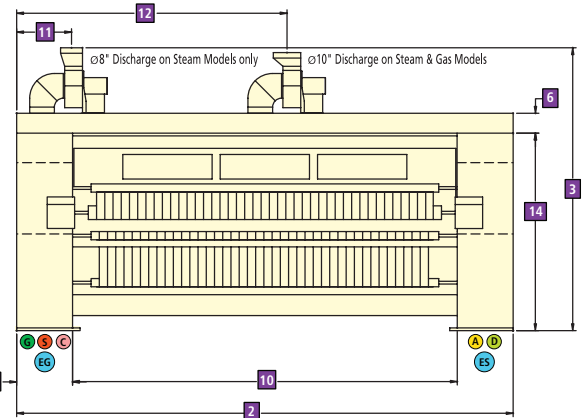
Model		8	9	10	11	12	13	14
		Imperial 28 120"	Gas	16" [406]	48" [1219]	140" [3556]	19" [483]	95" [2413]
Imperial 28 120"	Steam	16" [406]	48" [1219]	140" [3556]	—	95" [2413]	20" [508]	71" [1803]
Imperial 28 136"	Gas	16" [406]	48" [1219]	156" [3962]	19" [483]	103" [2616]	20" [508]	71" [1803]
Imperial 28 136"	Steam	16" [406]	48" [1219]	156" [3962]	—	103" [2616]	20" [508]	71" [1803]
Imperial 32 120"	Gas	18" [457]	54" [1372]	146" [3708]	20" [508]	101" [2565]	23" [584]	75" [1905]
Imperial 32 120"	Steam	18" [457]	54" [1372]	134" [3404]	—	95" [2413]	25" [635]	75" [1905]
Imperial 32 136"	Gas	18" [457]	54" [1372]	162" [4115]	20" [508]	109" [2768]	23" [584]	75" [1905]
Imperial 32 136"	Steam	18" [457]	54" [1372]	150" [3810]	—	103" [2616]	25" [635]	75" [1905]
Imperial 36 120"	Gas	20" [508]	52" [1320]	146" [3708]	20" [508]	103" [2616]	30" [762]	62" [1575]
Imperial 36 120"	Steam	20" [508]	52" [1320]	134" [3404]	—	97" [2464]	27" [686]	62" [1575]
Imperial 36 136"	Gas	20" [508]	52" [1320]	162" [4115]	20" [508]	111" [2819]	30" [762]	62" [1575]
Imperial 36 136"	Steam	20" [508]	52" [1320]	150" [3810]	—	105" [2667]	27" [686]	62" [1575]
Imperial 48 120"	Gas	20" [508]	67" [1702]	146" [3708]	47" [1194]	122" [3099]	11" [279]	71" [1803]
Imperial 48 120"	Steam	20" [508]	67" [1702]	134" [3404]	50" [1270]	125" [3175]	15" [381]	71" [1803]
Imperial 48 136"	Gas	20" [508]	67" [1702]	162" [4115]	47" [1194]	130" [3302]	11" [279]	71" [1803]
Imperial 48 136"	Steam	20" [508]	67" [1702]	150" [3810]	50" [1270]	133" [3378]	15" [381]	71" [1803]

Side View



Dashed lines represent Imperial 36

Front View



Model		Utilities											
		A Air		D Air Drain		G Gas		S Steam		C Condensate		E Electrical	
		Size	Height	Size	Height	Size	Height	Size	Height	Size	Height	Size	Height
Imperial 28 120"/136"	Gas	3/8"	5" [127]	1/4"	5" [127]	1-1/2"	64" [1626]	—	—	—	—	—	58" [1473]
Imperial 28 120"/136"	Steam	3/8"	5" [127]	1/4"	5" [127]	—	—	1-1/2"	36" [914]	1"	16" [406]	—	67" [1702]
Imperial 32 120"/136"	Gas	1/2"	5" [127]	1/4"	5" [127]	2"	25" [635]	—	—	—	—	—	68" [1727]
Imperial 32 120"/136"	Steam	1/2"	5" [127]	1/4"	5" [127]	—	—	2"	35" [889]	1"	17" [432]	—	74" [1880]
Imperial 36 120"/136"	Gas	3/8"	5" [127]	1/4"	5" [127]	2"	58" [1473]	—	—	—	—	—	52" [1321]
Imperial 36 120"/136"	Steam	3/8"	5" [127]	1/4"	5" [127]	—	—	2"	30" [762]	1"	10" [254]	—	49" [1245]
Imperial 48 120"/136"	Gas	3/8"	5" [127]	1/4"	5" [127]	2"	16" [406]	—	—	—	—	—	64" [1626]
Imperial 48 120"/136"	Steam	3/8"	5" [127]	1/4"	5" [127]	—	—	2"	34" [864]	1"	12" [305]	—	64" [1626]



CHICAGO DRYER COMPANY
2200 North Pulaski Road
Chicago, Illinois 60639-3737 USA

Phone • 773.235.4430
Fax • 773.235.4439
Web • www.chidry.com
Email • chicago@chidry.com