

Speed Queen®

Coin Top Load Washer SWT/SWL_Series

Product Specifications

Cabinet Dimensions	
Width	25 5/8"
Depth	28"
Height	43"
Basket Volume	2.8/3.2 cu. ft.

Finish	
Tub Finish	Porcelain Tub, Stainless Steel

Operation	
Cycle Time	18/32 minutes
Spin Speeds	High Speed 710, Low Speed 473 RPM

Speed	
Agitation Strokes	67/44 SPM

Motor	
Motor	60 Hz - Two Speed, 1/2 HP reversing

Shipping	
Shipping Weight	210 lb

Agency Approvals	
Agency Approvals	UL, CE




For the most accurate information the installation guide should be used for all design and construction purposes. Due to continuous product improvements, design and specifications subject to change without notice. The quality management system of Alliance Laundry Systems' Ripon facility has been registered to ISO 9001:2000.

Features & Benefits

- Heavy-duty components including a stainless steel washtub, all metal transmission and a commercial-grade cabinet finish ensure an extended life for your coin laundry investment.
- Speed Queen's top load washers are compliant to the 2007 U.S. Department of Energy's water and energy efficiency standards for commercial washers. Coin laundry owners benefit from significant savings in water and energy costs.
- Our curved four-vane agitator delivers an industry-best 210° wash stroke that produces unparalleled cleaning results.
- A durable stainless steel washtub keeps your customers clothes looking their best longer. Speed Queen's exclusive stainless steel tub actually becomes smoother with each use, so it won't pill, snag or fray clothes.



Available Controls

Control	Description
<p>Quantum Gold Topload Washer</p> 	<p>In addition to its network capabilities with our larger equipment and off-site management features, Quantum Gold offers additional owner and customer benefits such as PC/PDA programming and machine audit capabilities as well as time-of-day pricing of up to a year in advance, a free "lucky cycle" for loyal customers and the ability to interface with the store owner's card manufacturer of choice. Multi-level vend includes 18 cycle combinations, meaning extra profit opportunities for store owners.</p>
<p>Micro-Display</p> 	<p>Our Micro-Display Control (MDC) shows vend price, while customers stay informed about the wash process through cycle status lights and a digital cycle countdown. MDC offers four cycle selections and comes with a single coin drop installed. The control also can interface with a variety of aftermarket card reader systems.</p>
<p>E-Mech</p> 	<p>The E Mech control's straight-forward design offers customers simple water temperature and fabric selections. Cue lights keep customers aware of what wash cycle the washer is in. This control will work with the coin slide manufacturer of the owner's choosing.</p>